

This checklist is meant to be used to double check the basic configuration of a Universal Gateway or as a “First Step” in troubleshooting a configuration. For more detailed troubleshooting information or more specific information on any of the configuration parameters please refer to the User’s Guide or Online Help. Note: This checklist assumes you are able to access the Universal Gateway’s User Interface. If not, please refer to the User’s Guide or contact Tech support.

Network:

- Does the IP address of the Universal Gateway match the Subnet Mask of the PLCs that are connected to it?
- Is the Universal Gateway connected to the PLCs via a Switch?
 - Note: Hubs are not recommended and may not provide an adequate connection between the Universal Gateway and a PLC

Serial ports:

- Is the PLC connected to the correct Serial port?
- Is the Universal Gateway’s Serial port that the PLC will be connected to configured to match the Serial port of the PLC?
- Does the Serial cable between the Universal Gateway and the PLC have the correct pin assignments?
 - See Appendix A for the Universal Gateway’s serial port pinout
 - See Appendix B for the pinout of the most commonly used serial cables

Devices:

- Do all the PLCs have an associated “Device” in the list of devices?
- Do the associated Devices have the correct Protocol, Connection and Address (if Ethernet) configured?

Tags:

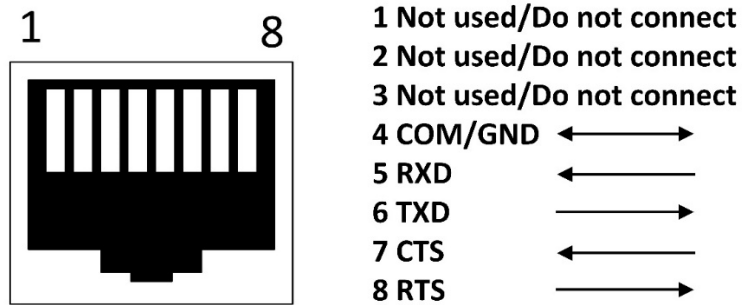
- Do the Devices associated with the PLC’s have at least one Tag with the correct Data Type and location Address (location within the PLC of the Tag, Data File or Register)?

Tags Maps:

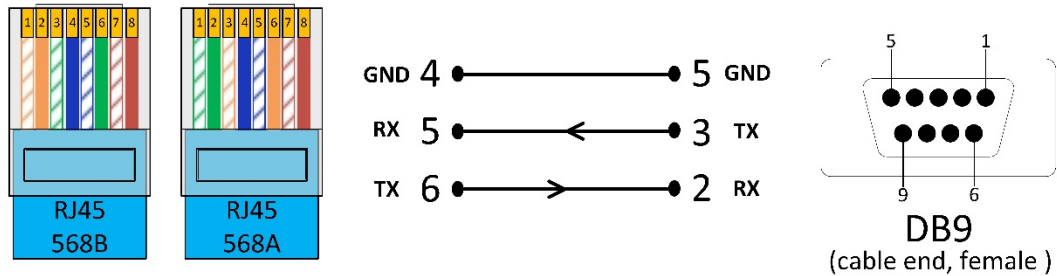
- Does the Tag Map have at least one pair of Source and Destination Tags?
- Is the Tag Map using the correct method to execute the moving of data (“On Change” or “Periodic”)?
 - If using “On Change”;
 - Is the Tag being monitored, changing value as anticipated?
 - is the polling rate appropriate to properly monitor the Tag for a change in value?
 - If using “Periodic”;
 - Is the frequency (how often the Tag Map is to execute) set appropriately to move data at the needed rate?
- Is the Tag Map active?
 - Note: You will not be able to view the details of a Tag Map’s configuration or edit it when the Tag Map is active
- Is the “Live Tag Map Viewer” showing data in both the Source and Destination columns?

Universal Industrial Gateway configuration checklist

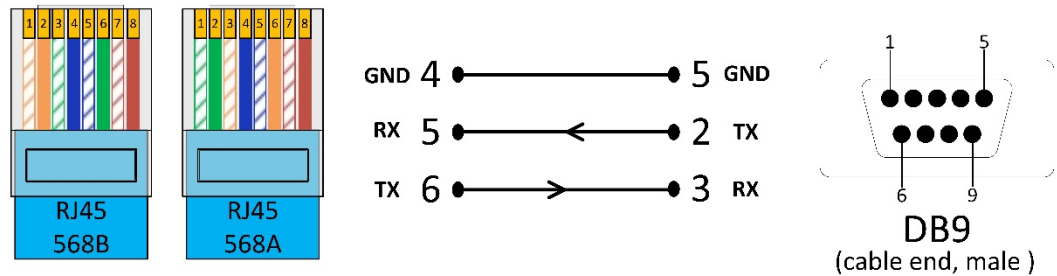
Appendix A: Universal Gateway serial port pinout



Appendix B: Commonly used serial cables pinout



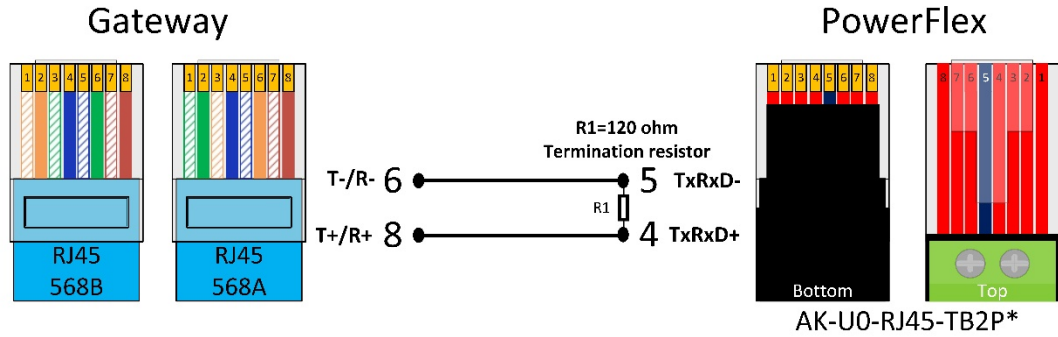
Universal Gateway RJ45 serial port
 to
 Allen Bradley DF1 Channel 0



Universal Gateway RJ45 serial port
 to
 Allen Bradley PM02 Cable DB9

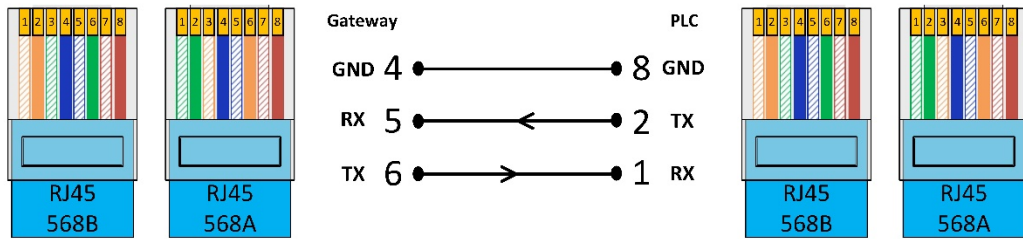
Note: The use of this document to produce serial cables for any use is done so at the user risk. Spectrum Controls assumes no liability from the use of these cables or the use of this document to build the cables shown
 Note: It is strongly recommended that only the pins shown in each cable diagram be used. Some devices use other “non communications” pins for power and grounding and using these pins may cause damage to the Gateway and/or the connected device.

Universal Industrial Gateway configuration checklist



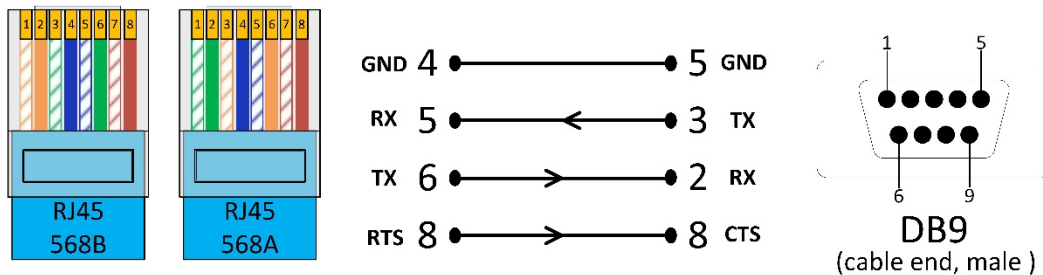
Universal Gateway RJ45 serial port to Allen Bradley PowerFlex 4/4M

*Rockwell part number



Universal Gateway RJ45 serial port to Modicon/Schneider RJ45* serial port

*Some Modicon/Schneider RJ45 serial ports may differ. It is recommended that the ports pinout is verified before building/ connecting a cable



Universal Gateway RJ45 serial port to Modicon Modbus RTU DB9 serial port

Note: The use of this document to produce serial cables for any use is done so at the user risk. Spectrum Controls assumes no liability from the use of these cables or the use of this document to build the cables shown

Note: It is strongly recommended that only the pins shown in each cable diagram be used. Some devices use other "non communications" pins for power and grounding and using these pins may cause damage to the Gateway and/or the connected device.